



YESHWANT

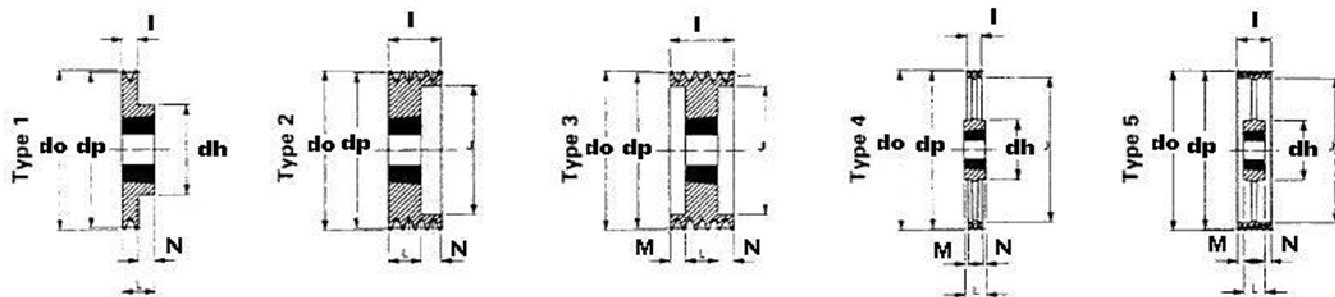
PRECISION PULLEYS
& CASTINGS



YESHWANT CASTINGS

PRECISION PULLEYS

Taper Lock Pulleys for Z & SPZ Belts

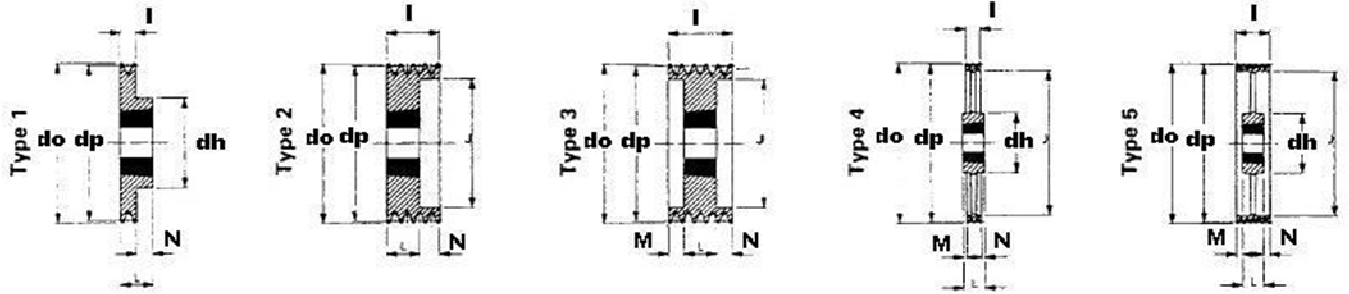


Pitch Dia d_p	Outside Dia d_o	No. Of Grooves	Bush No.	Max. Bore		Pulley Type	Pulley Width (l)	J	M	L	N	Hub Dia d_h
				Metric	Inch							
56	60	1	1008	25	1	9	49	28	13	22	-	-
56	60	2	1108	28	1.1/8	9	49	35	27	22	-	-
60	64	1	1008	25	1	9	22	-	-	22	-	-
60	64	2	1108	28	1.1/8	9	28	36	27	22	-	-
63	67	1	1108	28	1.1/8	1	16	-	-	22	6	56
63	67	2	1108	28	1.1/8	2	28	40	-	22	6	-
63	67	3	1108	28	1.1/8	2	40	40	-	22	18	-
67	71	1	1108	28	1.1/8	1	16	-	-	22	6	60
67	71	2	1108	28	1.1/8	6	28	42	6	22	-	-
67	71	3	1108	28	1.1/8	6	40	42	18	22	-	-
71	75	1	1108	28	1.1/8	1	16	-	-	22	6	60
71	75	2	1108	28	1.1/8	6	28	42	6	22	-	-
71	75	3	1108	28	1.1/8	6	40	42	18	22	-	-
75	79	1	1108	28	1.1/8	1	16	-	-	22	6	60
75	79	2	1210	32	1.1/4	6	28	51	3	25	-	-
75	79	3	1210	32	1.1/4	6	40	51	15	25	-	-
80	84	1	1210	32	1.1/4	1	16	-	-	25	9	75
80	84	2	1210	32	1.1/4	6	28	51	3	25	-	-
80	84	3	1210	32	1.1/4	6	40	51	15	25	-	-
80	84	4	1210	32	1.1/4	6	52	51	27	25	-	-
85	89	1	1210	32	1.1/4	1	16	-	-	25	9	80
85	89	2	1610	42	1.5/8	6	28	60	3	25	-	-
85	89	3	1610	42	1.5/8	6	40	60	15	25	-	-
85	89	4	1610	42	1.5/8	6	52	60	27	25	-	-
85	89	5	1610	42	1.5/8	6	64	60	39	25	-	-

YESHWANT CASTINGS

PRECISION PULLEYS

Taper Lock Pulleys for Z & SPZ Belts

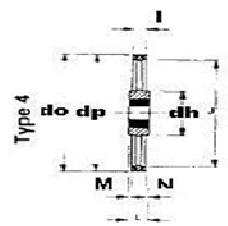
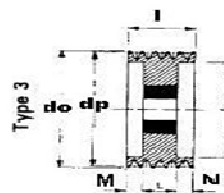
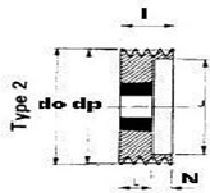
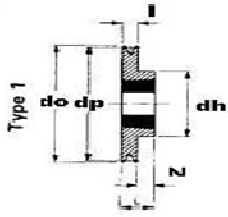


Pitch Dia d_p	Outside Dia d_o	No. Of Grooves	Bush No.	Max. Bore		Pulley Type	Pulley Width (l)	J	M	L	N	Hub Dia d_h
				Metric	Inch							
90	94	1	1210	32	1.1/4	1	16	-	-	25	9	80
90	94	2	1610	42	1.5/8	6	28	61	3	25	-	-
90	94	3	1610	42	1.5/8	6	40	61	15	25	-	-
90	94	4	1610	42	1.5/8	6	52	61	27	25	-	-
90	94	5	1610	42	1.5/8	6	64	61	3	25	-	-
95	99	1	1210	32	1.1/4	1	16	-	-	25	9	85
95	99	2	1610	42	1.5/8	6	28	66	3	25	-	-
95	99	3	1610	42	1.5/8	6	40	66	15	25	-	-
95	99	4	1610	42	1.5/8	6	52	66	27	25	-	-
95	99	5	1610	42	1.5/8	6	64	66	39	25	-	-
100	104	1	1210	32	1.1/4	1	16	-	-	25	9	85
100	104	2	1610	42	1.5/8	6	28	71	3	25	-	-
100	104	3	1610	42	1.5/8	6	40	71	15	25	-	-
100	104	4	1610	42	1.5/8	6	52	71	27	25	-	-
100	104	5	2012	50	2	6	64	71	32	32	-	-
106	111	1	1610	42	1.5/8	1	16	-	-	25	9	92
106	111	2	1610	42	1.5/8	6	28	76	3	25	-	-
106	111	3	1610	42	1.5/8	6	40	76	15	25	-	-
106	111	4	1610	42	1.5/8	6	52	76	27	25	-	-
106	111	5	2012	50	2	6	64	76	32	32	-	-
112	116	1	1610	42	1.5/8	1	16	-	-	25	9	92
112	116	2	1610	42	1.5/8	6	28	83	3	25	-	-
112	116	3	2012	50	2	6	40	83	15	25	-	-
112	116	4	2012	50	2	6	52	83	27	25	-	-
112	116	5	2012	50	2	6	64	83	32	32	-	-

YESHWANT CASTINGS

PRECISION PULLEYS

Taper Lock Pulleys for A & SPA Belts

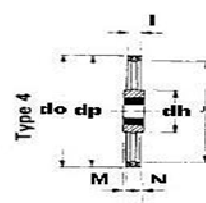
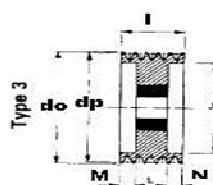
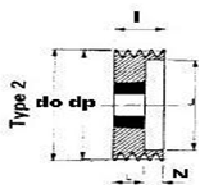
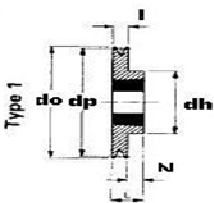


Pitch Dia d_p	Outside Dia d_o	No. Of Grooves	Bush No.	Max. Bore		Pulley Type	Pulley Width (l)	J	M	L	N	Hub Dia d_h
				Met-ric	Inch							
80	86	1	1210	32	1.1/4	1	20	-	-	25	5	75
80	86	2	1210	32	1.1/4	6	35	46	10	25	-	-
80	86	3	1210	32	1.1/4	6	50	46	25	25	-	-
85	91	1	1210	32	1.1/4	1	20	-	-	25	5	80
85	91	2	1210	32	1.1/4	6	35	46	10	25	-	-
85	91	3	1210	32	1.1/4	6	50	46	25	25	-	-
90	96	1	1210	32	1.1/4	1	20	-	-	25	5	80
90	96	2	1610	42	1.5/8	6	35	61	10	25	-	-
90	96	3	1610	42	1.5/8	6	50	66	25	25	-	-
90	96	4	1610	42	1.5/8	3	65	61	13.5	38	13.5	-
95	101	1	1210	32	1.1/4	1	20	-	-	25	5	85
95	101	2	1610	42	1.5/8	6	35	66	10	25	-	-
95	101	3	1610	42	1.5/8	6	50	66	25	25	-	-
95	101	4	1610	42	1.5/8	3	65	66	13.5	38	13.5	-
100	106	1	1610	42	1.5/8	1	20	-	-	25	5	85
100	106	2	1610	42	1.5/8	6	35	71	10	25	-	-
100	106	3	1610	42	1.5/8	2	50	71	-	25	25	-
100	106	4	1610	42	1.5/8	2	65	71	-	38	27	-
100	106	5	1610	42	1.5/8	2	80	71	-	38	42	-
100	106	6	1610	42	1.5/8	3	95	71	28.5	38	28.5	-
106	112	1	1610	42	1.5/8	1	20	-	-	25	5	92
106	112	2	1610	42	1.5/8	6	35	76	10	25	-	-
106	112	3	1610	42	1.5/8	2	50	76	-	25	25	-
106	112	4	2012	50	2	6	65	76	33	32	-	-
106	112	5	2012	50	2	6	80	76	48	32	-	-
106	112	6	2012	50	2	6	95	76	63	32	-	-

YESHWANT CASTINGS

PRECISION PULLEYS

Taper Lock Pulleys for A & SPA Belts

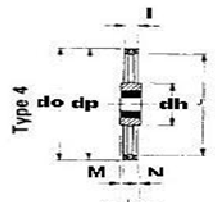
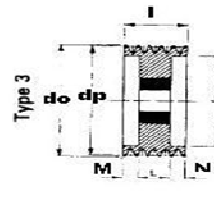
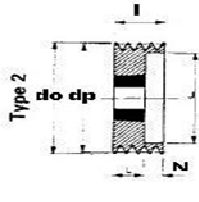
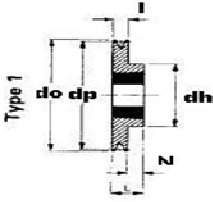


Pitch Dia d_p	Outside Dia d_o	No. Of Grooves	Bush No.	Max. Bore		Pulley Type	Pulley Width (l)	J	M	L	N	Hub Dia d_h
				Met-ric	Inch							
112	118	1	1610	42	1.5/8	1	20	-	-	25	5	92
112	118	2	1610	42	1.5/8	6	35	83	10	25	-	-
112	118	3	2012	50	2	6	50	83	18	32	-	-
112	118	4	2012	50	2	6	65	83	33	32	-	-
112	118	5	2012	50	2	6	80	83	48	32	-	-
112	118	6	2012	50	2	6	95	83	63	32	-	-
118	124	1	1610	42	1.5/8	1	20	-	-	25	5	92
118	124	2	1610	42	1.5/8	6	35	90	10	25	-	-
118	124	3	2012	50	2	2	50	90	-	32	18	-
118	124	4	2012	50	2	2	65	90	-	32	33	-
118	124	5	2012	50	2	2	80	90	-	32	48	-
118	124	6	2012	50	2	6	95	90	63	32	-	-
125	131	1	1610	42	1.5/8	1	20	-	-	25	5	92
125	131	2	1610	42	1.5/8	6	35	96	10	25	-	-
125	131	3	2012	50	2	2	50	96	-	32	18	-
125	131	4	2012	50	2	2	65	96	-	32	33	-
125	131	5	2012	50	2	3	80	96	24	32	24	-
125	131	6	2012	50	2	3	95	96	31.5	32	31.5	-
132	138	1	1610	42	1.5/8	1	20	-	-	25	5	92
132	138	2	2012	50	2	6	35	103	3	32	-	-
132	138	3	2012	50	2	2	50	103	-	32	18	-
132	138	4	2517	60	2.1/2	2	65	103	-	45	20	-
132	138	5	2517	60	2.1/2	3	80	103	17.5	45	17.5	-
132	138	6	2517	60	2.1/2	3	95	103	25	45	25	-

YESHWANT CASTINGS

PRECISION PULLEYS

Taper Lock Pulleys for A & SPA Belts

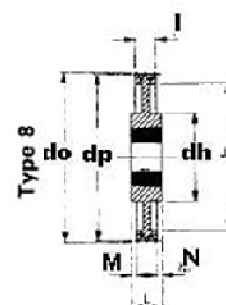
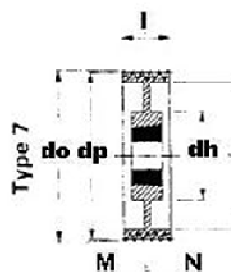
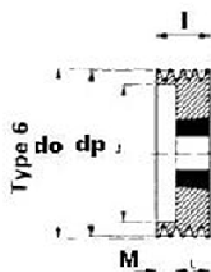
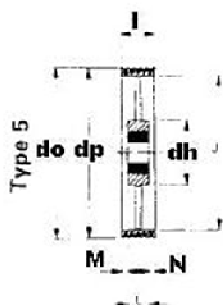


Pitch Dia d_p	Outside Dia d_o	No. Of Grooves	Bush No.	Max. Bore		Pulley Type	Pulley Width (l)	J	M	L	N	Hub Dia d_h
				Met-ric	Inch							
140	146	1	1610	42	1.5/8	1	20	-	-	25	5	92
140	146	2	2012	50	2	6	35	111	3	32	-	-
140	146	3	2517	60	2.1/2	6	50	111	5	45	-	-
140	146	4	2517	60	2.1/2	2	65	111	-	45	20	-
140	146	5	2517	60	2.1/2	3	80	111	17.5	45	17.5	-
140	146	6	2517	60	2.1/2	3	95	111	25	45	25	-
150	156	1	1610	42	1.5/8	1	20	-	-	25	5	92
150	156	2	2012	50	2	6	35	121	3	32	-	-
150	156	3	2517	60	2.1/2	6	50	121	5	45	-	-
150	156	4	2517	60	2.1/2	2	65	121	-	45	20	-
150	156	5	2517	60	2.1/2	3	80	121	17.5	45	17.5	-
150	156	6	2517	60	2.1/2	3	95	121	25	45	25	-

YESHWANT CASTINGS

PRECISION PULLEYS

Taper Lock Pulleys for A & SPA Belts

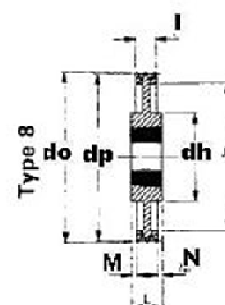
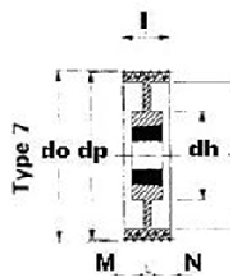
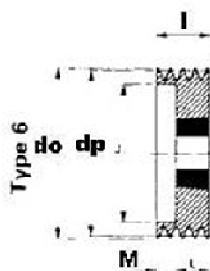
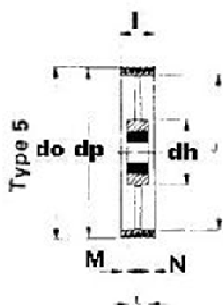


Pitch Dia d_p	Outside Dia d_o	No. Of Grooves	Bush No.	Max. Bore		Pulley Type	Pulley Width (I)	J	M	L	N	Hub Dia d_h
				Metric	Inch							
160	166	1	1610	42	1.5/8	1	20	-	-	25	5	92
160	166	2	2012	50	2	7	35	125	1.5	32	1.5	108
160	166	3	2517	60	2.1/2	6	50	128	5	45	-	-
160	166	4	2517	60	2.1/2	2	65	128	-	45	20	-
160	166	5	2517	60	2.1/2	3	80	128	17.5	45	17.5	-
160	166	6	2517	60	2.1/2	3	95	128	25	45	25	-
180	186	1	1610	42	1.5/8	1	20	-	-	25	5	92
180	186	2	2012	50	2	7	35	148	1.5	35	1.5	108
180	186	3	2517	60	2.1/2	6	50	148	5	45	-	-
180	186	4	2517	60	2.1/2	2	65	148	-	45	20	-
180	186	5	3020	75	3	3	80	148	14.5	51	14.5	-
180	186	6	3020	75	3	3	95	148	22	51	22	-
200	206	1	2012	50	2	8	20	162	-	32	12.5	108
200	206	2	2517	60	2.1/2	8	35	162	5	45	5	123
200	206	3	2517	60	2.1/2	7	50	162	2.5	45	2.5	123
200	206	4	3020	75	3	2	65	168	-	51	14	-
200	206	5	3020	75	3	3	80	168	14.5	51	14.5	-
200	206	6	3020	75	3	3	95	168	22	51	22	-
224	230	1	2012	50	2	8	20	189	-	32	12	112
224	230	2	2517	60	2.1/2	8	35	189	-	45	10	124
224	230	3	2517	60	2.1/2	7	50	189	2.5	45	2.5	124
224	230	4	3020	75	3	2	65	189	-	51	14	-
224	230	5	3020	75	3	2	80	189	-	51	29	-
224	230	6	3020	75	3	3	95	189	22	51	22	-
250	256	1	2012	50	2	8	20	215	6	32	6	112
250	256	2	2517	60	2.1/2	8	35	215	5	45	5	124
250	256	3	2517	60	2.1/2	7	50	215	2.5	45	2.5	124
250	256	4	3020	75	3	7	65	215	10	51	10	159
250	256	5	3020	75	3	7	80	215	17.5	51	17.5	159
250	256	6	3020	75	3	7	95	215	22	51	22	159

YESHWANT CASTINGS

PRECISION PULLEYS

Taper Lock Pulleys for A & SPA Belts

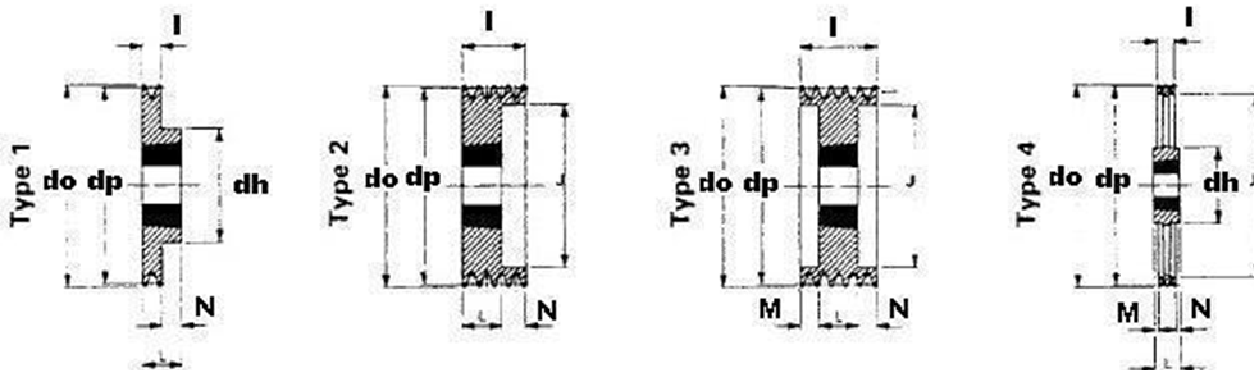


Pitch Dia d_p	Outside Dia d_o	No. Of Grooves	Bush No.	Max. Bore		Pulley Type	Pulley Width (l)	J	M	L	N	Hub Dia d_h
				Metric	Inch							
280	286	1	2012	50	2	8	20	245	-	32	12	112
280	286	2	2517	60	2.1/2	8	35	245	-	45	10	124
280	286	3	2517	60	2.1/2	7	50	245	2.5	45	2.5	124
280	286	4	3020	75	3	7	65	245	7	51	7	159
280	286	5	3525	100	4	7	80	245	4.5	89	4.5	178
280	286	6	3525	100	4	7	95	245	15	65	15	178
315	321	1	2012	50	2	4	20	280	-	32	12	112
315	321	2	2517	60	2.1/2	4	35	280	-	45	10	124
315	321	3	3020	75	3	8	50	280	0.5	51	0.5	159
315	321	4	3020	75	3	7	65	280	8	51	8	159
315	321	5	3525	100	4	8	80	283	7.5	65	7.5	178
315	321	6	3525	100	4	7	95	280	15	65	15	178
400	406	1	2012	50	2	4	20	365	-	32	12	112
400	406	2	2517	60	2.1/2	4	35	365	-	45	10	124
400	406	3	3020	75	3	4	50	365	0.5	51	0.5	159
400	406	4	3020	75	3	5	65	365	7	51	7	159
400	406	5	3525	100	4	4	80	365	7.5	65	7.5	178
400	406	6	3525	100	4	5	95	368	15	65	15	178
500	506	2	2517	60	2.1/2	4	35	465	-	45	10	124
500	506	3	3020	75	3	4	50	465	0.5	51	0.5	159
500	506	4	3020	75	3	5	65	465	7	51	7	159
500	506	5	3525	100	4	4	80	465	7.5	65	7.5	178
500	506	6	3525	100	4	5	95	465	15	65	15	178
630	636	2	3020	75	3	4	35	595	-	45	16	159
630	636	3	3020	75	3	4	50	595	0.5	89	0.5	178
630	636	4	3525	100	4	4	65	595	12	89	12	178
630	636	5	3525	100	4	4	80	595	7.5	65	7.5	178
630	636	6	4030	115	4.1/2	4	95	595	9.5	76	9.5	216
800	806	3	3525	100	4	4	50	765	7.5	65	7.5	178
800	806	4	3525	100	4	4	65	765	0	65	0	178
800	806	5	4030	115	4.1/2	4	80	765	2	76	2	216
800	806	6	4030	115	4.1/2	4	95	765	9.5	76	9.5	216

YESHWANT CASTINGS

PRECISION PULLEYS

Taper Lock Pulleys for A & SPA Belts

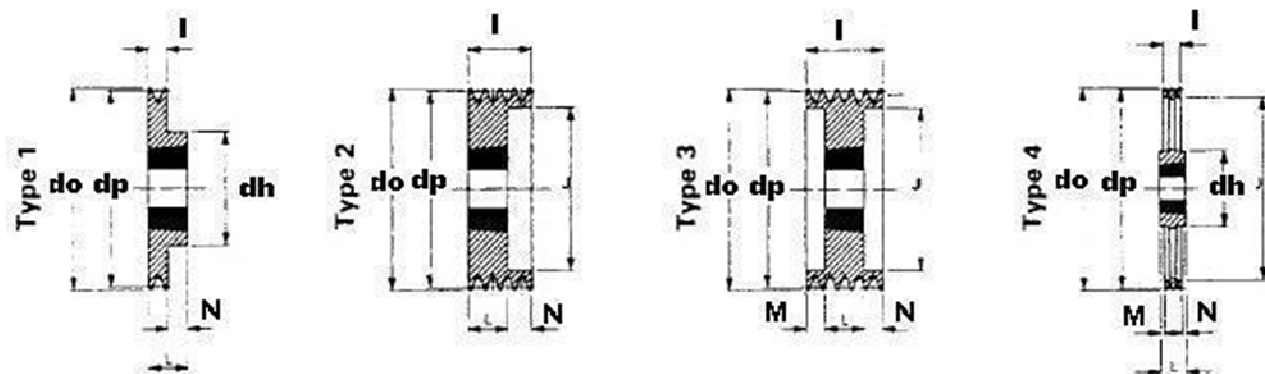


Pitch Dia d_p	Outside Dia d_o	No. Of Grooves	Bush No.	Max. Bore		Pulley Type	Pulley Width (l)	J	M	L	N	Hub Dia d_h
				Metric	Inc h							
112	119	2	2012	50	2	2	44	72	-	25	19	-
112	119	3	2012	50	2	2	63	72	-	25	37	-
118	125	2	2012	50	2	2	44	78	-	25	19	-
118	125	3	2012	50	2	2	63	78	-	25	37	-
125	132	2	2012	50	2	2	44	82	-	32	12	-
125	132	3	2012	50	2	2	63	89	-	32	31	-
125	132	4	2012	50	2	3	82	82	25	32	25	-
125	132	5	2012	50	2	6	101	87	69	32	-	-
132	139	2	2012	50	2	2	44	89	-	32	12	-
132	139	3	2012	50	2	2	63	89	-	32	31	-
132	139	4	2012	50	2	3	82	89	25	32	25	-
132	139	5	2517	60	2.1/2	6	101	94	56	45	-	-
140	147	2	2012	50	2	2	44	97	-	32	12	-
140	147	3	2012	50	2	2	63	97	-	32	31	-
140	147	4	2517	60	2.1/2	3	82	100	18.5	45	18.5	-
140	147	5	2517	60	2.1/2	3	101	97	28	45	28	-
140	147	6	2517	60	2.1/2	3	120	100	37.5	45	37.5	-
150	157	2	2012	50	2	2	44	107	-	32	12	-
150	157	3	2517	60	2.1/2	2	63	107	-	45	18	-
150	157	4	2517	60	2.1/2	3	82	107	18.5	45	18.5	-
150	157	5	2517	60	2.1/2	3	101	107	28	45	28	-
150	157	6	2517	60	2.1/2	3	120	107	37.5	45	37.5	-
160	167	2	2012	50	2	2	44	117	-	32	12	-
160	167	3	2517	60	2.1/2	2	63	117	-	45	18	-
160	167	4	2517	60	2.1/2	3	82	117	18.5	45	18.5	-
160	167	5	2517	60	2.1/2	3	101	117	28	45	28	-
160	167	6	3020	75	3	3	120	117	34.5	51	34.5	-

YESHWANT CASTINGS

PRECISION PULLEYS

Taper Lock Pulleys for A & SPA Belts

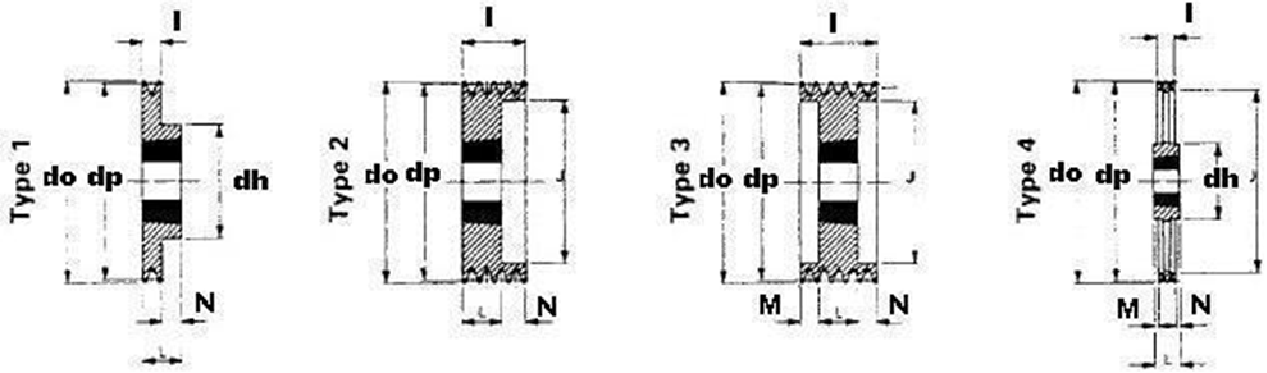


Pitch Dia d_p	Outside Dia d_o	No. Of Grooves	Bush No.	Max. Bore		Pulley Type	Pulley Width (l)	J	M	L	N	Hub Dia d_h
				Metric	Inc							
170	177	2	2012	50	2	2	44	127	-	32	12	-
170	177	3	2517	60	2.1/2	2	63	127	-	45	18	-
170	177	4	2517	60	2.1/2	3	82	127	18.5	45	18.5	-
170	177	5	3020	75	3	3	101	127	25	51	25	-
170	177	6	3020	75	3	3	120	127	34.5	51	34.5	-
180	187	2	2517	60	2.1/2	1	44	-	-	45	1	117
180	187	3	2517	60	2.1/2	2	63	137	-	45	18	-
180	187	4	2517	60	2.1/2	3	82	137	18.5	45	18.5	-
180	187	5	3020	75	3	3	101	137	25	51	25	-
180	187	6	3020	75	3	3	120	137	34.5	51	34.5	-
180	187	8	3020	75	3	3	158	137	53.5	51	53.5	-
190	197	2	2517	60	2.1/2	1	44	-	-	45	1	117
190	197	3	2517	60	2.1/2	2	63	147	-	45	18	-
190	197	4	2517	60	2.1/2	3	82	147	18.5	45	18.5	-
190	197	5	3020	75	3	3	101	147	25	51	25	-
190	197	6	3020	75	3	3	120	147	34.5	51	34.5	-
190	197	8	3020	75	3	3	158	147	53.5	51	53.5	-
200	207	2	2517	60	2.1/2	1	44	-	-	45	1	117
200	207	3	2517	60	2.1/2	7	63	157	-	45	18	117
200	207	4	3020	75	3	3	82	157	15.5	51	15.5	-
200	207	5	3020	75	3	3	101	157	25	51	25	-
200	207	6	3020	75	3	3	120	157	34.5	51	34.5	-
200	207	8	3525	100	4	3	158	157	46.5	65	46.5	-

YESHWANT CASTINGS

PRECISION PULLEYS

Taper Lock Pulleys for A & SPA Belts

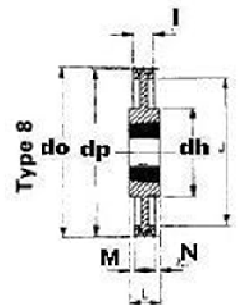
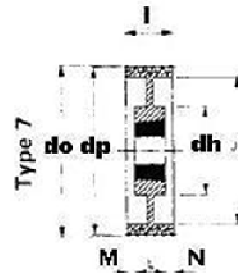
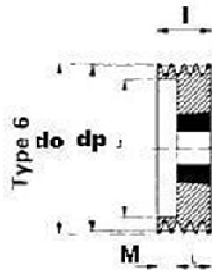
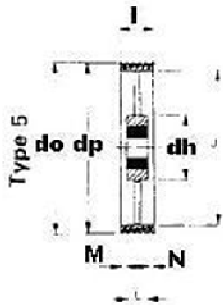


Pitch Dia d_p	Outside Dia d_o	No. Of Grooves	Bush No.	Max. Bore		Pulley Type	Pulley Width (I)	J	M	L	N	Hub Dia d_h
				Metric	Inch							
212	219	2	2517	60	2.1/2	1	44	-	-	45	1	117
212	219	3	2517	60	2.1/2	7	63	169	-	45	18	117
212	219	4	3020	75	3	3	82	169	15.5	51	15.5	-
212	219	5	3020	75	3	3	101	169	25	51	25	-
212	219	6	3525	100	4	3	120	169	28	65	28	-
212	219	8	3525	100	4	3	158	169	46.5	65	46.5	-
224	231	2	2517	60	2.1/2	8	44	181	-	45	-	117
224	231	3	2517	60	2.1/2	7	63	181	-	45	18	117
224	231	4	3020	75	3	3	82	181	15.5	51	15.5	-
224	231	5	3020	75	3	3	101	181	25	51	25	-
224	231	6	3525	100	4	3	120	181	28	65	28	-
224	231	8	3525	100	4	3	158	181	46.5	65	46.5	-

YESHWANT CASTINGS

PRECISION PULLEYS

Taper Lock Pulleys for B & SPB Belts

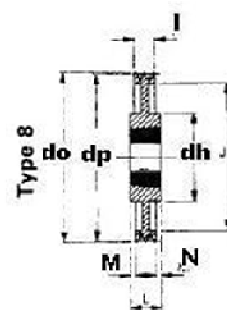
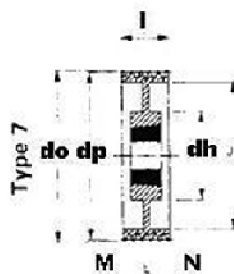
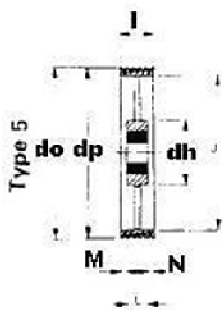


Pitch Dia d_p	Outside Dia d_o	No. Of Grooves	Bush No.	Max. Bore		Pulley Type	Pulley Width	J	M	L	N	Hub Dia d_h
				Metric	Inch							
236	243	2	2517	60	2.1/2	8	44	193	1	45	-	117
236	243	3	2517	60	2.1/2	7	63	193	-	45	18	117
236	243	4	3020	75	3	3	82	193	15.5	51	15.5	-
236	243	5	3525	100	4	3	101	193	6	89	6	-
236	243	6	3525	100	4	3	120	193	28	65	28	-
236	243	8	3525	100	4	3	158	193	46.5	65	46.5	-
250	257	2	2517	60	2.1/2	8	44	207	1	45	1	117
250	257	3	3020	75	3	7	63	207	-	51	12	144
250	257	4	3020	75	3	7	82	207	15.5	51	15.5	144
250	257	5	3525	100	4	3	101	207	6	89	6	-
250	257	6	3525	100	4	3	120	207	28	65	28	-
250	257	8	3525	100	4	3	158	207	46.5	65	46.5	-
280	287	2	2517	60	2.1/2	8	44	237	1	45	-	117
280	287	3	3020	75	3	7	63	237	6	51	6	144
280	287	4	3020	75	3	7	82	237	15.5	51	15.5	144
280	287	5	3525	100	4	7	101	237	18	65	18	187
280	287	6	3525	100	4	7	120	237	27.5	65	27.5	187
280	287	8	3525	100	4	7	158	237	46.5	65	46.5	187
315	322	2	2517	60	2.1/2	8	44	272	1	45	-	117
315	322	3	3020	75	3	7	63	272	6	51	6	144
315	322	4	3525	100	4	7	82	272	3.5	65	15.5	187
315	322	5	3525	100	4	7	101	272	18	65	18	187
315	322	6	3525	100	4	7	120	272	27.5	65	27.5	187
315	322	8	3525	100	4	7	158	272	46.5	65	46.5	187
355	362	2	3020	75	3	5	44	312	3.5	51	3.5	144
355	362	3	3020	75	3	8	63	312	6	51	6	144
355	362	4	3525	100	4	8	82	312	3.5	89	3.5	187
355	362	5	3525	100	4	5	101	312	18	65	18	187
355	362	6	3525	100	4	5	120	312	27.5	65	27.5	187
355	362	8	3525	100	4	7	158	312	46.5	65	46.5	187

YESHWANT CASTINGS

PRECISION PULLEYS

Taper Lock Pulleys for B & SPB Belts

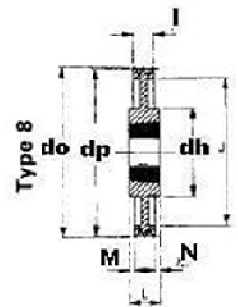
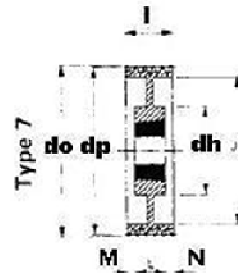
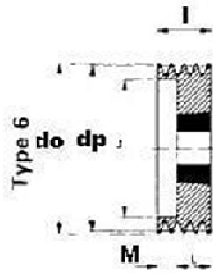
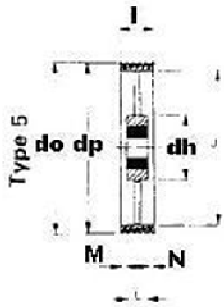


Pitch Dia d_p	Outside Dia d_o	No. Of Grooves	Bush No.	Max. Bore		Pulley Type	Pulley Width	J	M	L	N	Hub Dia d_h
				Metric	Inch							
400	407	2	3020	75	3	4	44	357	3.5	51	3.5	144
400	407	3	3525	100	4	8	63	357	1	65	1	187
400	407	4	3525	100	4	4	82	357	8.5	65	8.5	187
400	407	5	3525	100	4	7	101	357	18	65	18	187
400	407	6	3525	100	4	5	120	357	27.5	65	27.5	187
400	407	8	3525	100	4	5	158	357	46.5	65	46.5	200
450	457	2	3020	75	3	4	44	407	3.5	51	3.5	144
450	457	3	3525	100	4	4	63	407	1	65	1	187
450	457	4	3525	100	4	4	82	407	8.5	65	8.5	187
450	457	5	3525	100	4	5	101	407	18	65	18	187
450	457	6	3525	100	4	5	120	407	27.5	65	27.5	216
450	457	8	3525	100	4	5	158	407	46.5	65	46.5	216
500	507	2	3020	75	3	4	44	457	3.5	51	3.5	144
500	507	3	3525	100	4	4	63	457	1	65	1	187
500	507	4	3525	100	4	4	82	457	8.5	65	8.5	187
500	507	5	3525	100	4	5	101	457	18	65	18	187
500	507	6	3525	100	4	5	120	457	27.5	65	27.5	216
500	507	8	3525	100	4	5	158	457	46.5	65	46.5	216
560	567	2	3020	75	3	4	44	517	4	76	4	144
560	567	3	3525	100	4	4	63	517	1	65	1	187
560	567	4	3525	100	4	4	82	517	8.5	65	8.5	187
560	567	5	3525	100	4	4	101	517	18	65	18	216
560	567	6	3525	100	4	5	120	517	27.5	65	27.5	187
560	567	8	4030	115	4.1/2	5	158	517	41	76	41	242
630	637	2	3020	75	3	4	44	587	3.5	51	3.5	144
630	637	3	3525	100	4	4	63	587	1	65	1	187
630	637	4	3525	100	4	4	82	587	8.5	65	8.5	187
630	637	5	3525	100	4	4	101	587	18	65	18	216
630	637	6	3525	100	4	5	120	587	27.5	65	27.5	216
630	637	8	4030	115	4.1/2	5	158	587	41	76	41	242

YESHWANT CASTINGS

PRECISION PULLEYS

Taper Lock Pulleys for B & SPB Belts

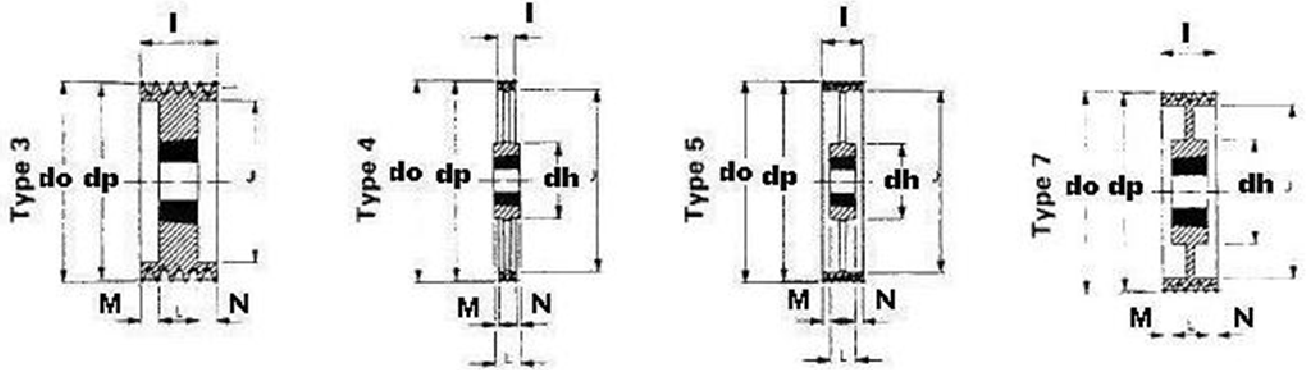


Pitch Dia d_p	Outside Dia d_o	No. Of Grooves	Bush No.	Max. Bore		Pulley Type	Pulley Width (I)	J	M	L	N	Hub Dia d_h
				Metric	Inch							
800	807	3	3525	100	4	4	63	754	1	65	1	187
800	807	4	4030	115	4.1/2	4	82	754	3	76	3	216
800	807	5	4030	115	4.1/2	4	101	754	12.5	76	12.5	216
800	807	6	4535	125	5	5	120	754	15.5	89	15.5	242
800	807	8	4535	125	5	5	158	754	34.5	89	34.5	242
1000	1007	3	4030	115	4.1/2	4	63	954	6.5	76	6.5	216
1000	1007	4	4030	115	4.1/2	4	82	954	3	76	3	216
1000	1007	5	4535	125	5	4	101	954	6	89	6	242
1000	1007	6	4535	125	5	5	120	954	15.5	89	15.5	242
1000	1007	8	4535	125	5	5	158	954	34.5	89	34.5	242

YESHWANT CASTINGS

PRECISION PULLEYS

Taper Lock Pulleys for C & SPC Belts

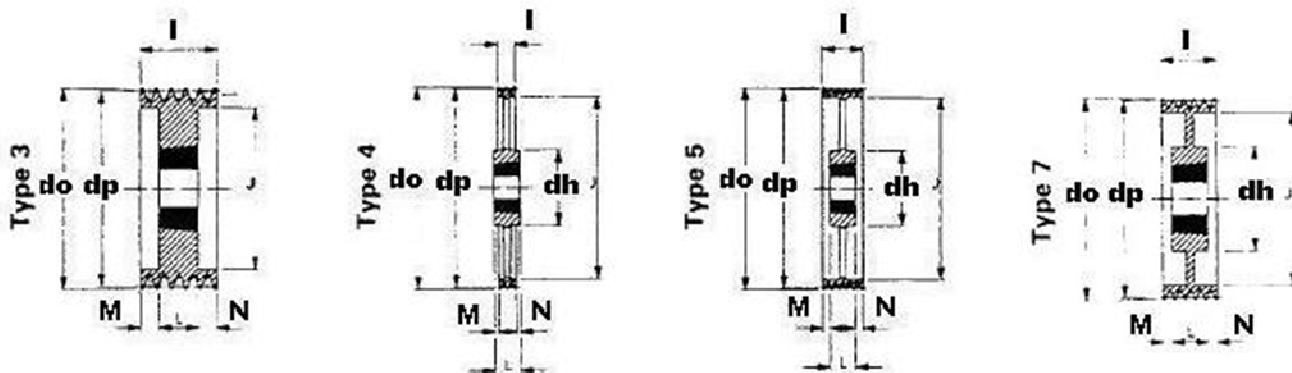


Pitch Dia d_p	Outside Dia d_o	No. Of Grooves	Bush No.	Max. Bore		Pulley Type	Pulley Width (I)	J	M	L	N	Hub Dia d_h
				Metric	Inc h							
200	210	3	2517	60	2.1/2	3	85	144	20	45	20	-
200	210	4	3020	75	3	3	111	144	30	51	30	-
200	210	5	3525	100	4	3	136	144	35.5	65	35.5	-
200	210	6	3525	100	4	3	162	144	48.5	65	48.5	-
212	222	3	3020	75	3	3	85	156	17	51	17	-
212	222	4	3020	75	3	3	111	156	30	51	30	-
212	222	5	3525	100	4	3	136	156	35.5	65	35.5	-
212	222	6	3525	100	4	3	162	156	48.5	65	48.5	-
224	234	3	3020	75	3	3	85	168	17	51	17	-
224	234	4	3525	100	4	3	111	168	23	65	23	-
224	234	5	3525	100	4	3	136	168	35.5	65	35.5	-
224	234	6	3525	100	4	3	162	168	48.5	65	48.5	-
224	234	8	3525	100	4	3	213	168	74	65	74	-
236	246	3	3020	75	3	3	85	180	17	51	17	-
236	246	4	3525	100	4	3	111	180	23	65	23	-
236	246	5	3525	100	4	3	136	180	35.5	65	35.5	-
236	246	6	3525	100	4	3	162	180	48.5	65	48.5	-
236	246	8	3525	100	4	3	213	180	74	65	74	-
250	260	3	3020	75	3	3	85	194	17	51	17	-
250	260	4	3525	100	4	3	111	194	23	65	23	-
250	260	5	3525	100	4	3	136	194	35.5	65	35.5	-
250	260	6	3525	100	4	3	162	194	48.5	65	48.5	-
250	260	8	3525	100	4	3	213	194	74	65	74	-

YESHWANT CASTINGS

PRECISION PULLEYS

Taper Lock Pulleys for C & SPC Belts

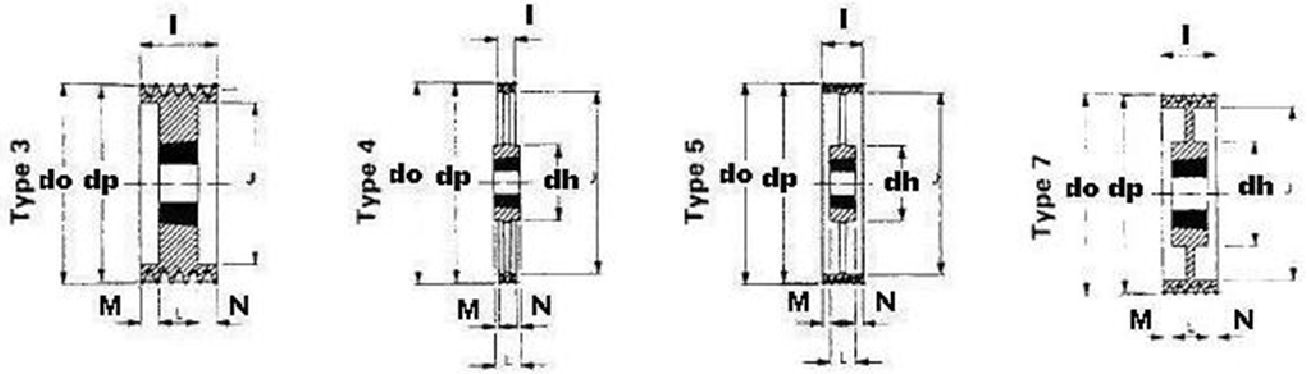


Pitch Dia d_p	Outside Dia d_o	No. Of Grooves	Bush No.	Max. Bore		Pulley Type	Pulley Width (I)	J	M	L	N	Hub Dia d_h
				Metric	Inc							
265	275	3	3525	100	4	1	85	209	10	65	10	179
265	275	4	3525	100	4	3	111	209	23	65	23	-
265	275	5	3525	100	4	3	136	209	35.5	65	35.5	-
265	275	6	3525	100	4	3	162	209	48.5	65	48.5	-
265	275	8	3525	100	4	3	213	209	74	65	74	-
280	290	3	3525	100	4	1	85	224	10	65	10	187
280	290	4	3525	100	4	3	111	224	23	65	23	-
280	290	5	3525	100	4	3	136	224	35.5	65	35.5	-
280	290	6	3525	100	4	3	162	224	48.5	65	48.5	170
280	290	8	3525	100	4	3	213	224	74	65	74	-
300	310	3	3525	100	4	8	85	244	10	65	10	187
300	310	4	3525	100	4	7	111	244	23	65	23	187
300	310	5	3525	100	4	7	136	244	35.5	65	35.5	187
300	310	6	3525	100	4	7	162	244	48.5	65	48.5	187
300	310	8	3525	100	4	7	213	244	74	65	74	216
315	325	3	3525	100	4	8	85	259	10	65	10	187
315	325	4	3525	100	4	7	111	259	23	65	23	187
315	325	5	3525	100	4	7	136	259	35.5	65	35.5	187
315	325	6	3525	100	4	7	162	259	48.5	65	48.5	187
315	325	8	3525	100	4	7	213	259	74	65	74	216
335	345	3	3525	100	4	8	85	279	10	65	10	187
335	345	4	3525	100	4	7	111	279	23	65	23	187
335	345	5	3525	100	4	7	136	279	35.5	65	35.5	187
335	345	6	3525	100	4	7	162	279	48.5	65	48.5	187
335	345	8	3525	100	4	7	213	279	74	65	74	216

YESHWANT CASTINGS

PRECISION PULLEYS

Taper Lock Pulleys for C & SPC Belts

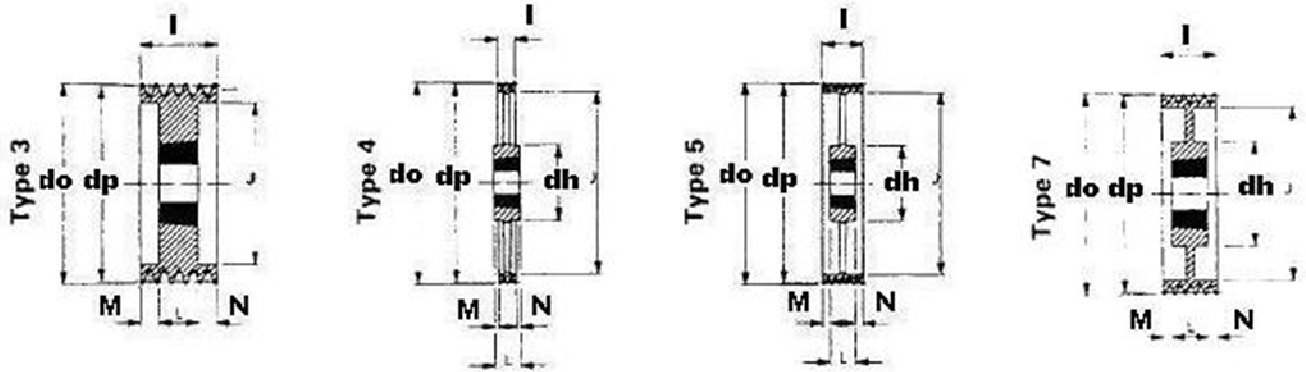


Pitch Dia d_p	Outside Dia d_o	No. Of Grooves	Bush No.	Max. Bore		Pulley Type	Pulley Width (I)	J	M	L	N	Hub Dia d_h
				Metric	Inc h							
335	345	3	3525	100	4	8	85	279	10	65	10	187
335	345	4	3525	100	4	7	111	279	23	65	23	187
335	345	5	3525	100	4	7	136	279	35.5	65	35.5	187
335	345	6	3525	100	4	7	162	279	48.5	65	48.5	187
335	345	8	3525	100	4	7	213	279	74	65	74	216
355	365	3	3525	100	4	8	85	299	10	65	10	187
355	365	4	3525	100	4	7	111	299	23	65	23	187
355	365	5	3525	100	4	7	136	299	35.5	65	35.5	187
355	365	6	3525	100	4	7	162	299	48.5	65	48.5	187
355	365	8	3525	100	4	7	213	299	74	65	74	216
375	385	3	3525	100	4	8	85	319	10	65	10	187
375	385	4	3525	100	4	7	111	319	23	65	23	187
375	385	5	3525	100	4	7	136	319	35.5	65	35.5	187
375	385	6	3525	100	4	7	162	319	48.5	65	48.5	216
375	385	8	4030	115	4.1/ 2	7	213	319	68.5	76	68.5	242

YESHWANT CASTINGS

PRECISION PULLEYS

Taper Lock Pulleys for C & SPC Belts

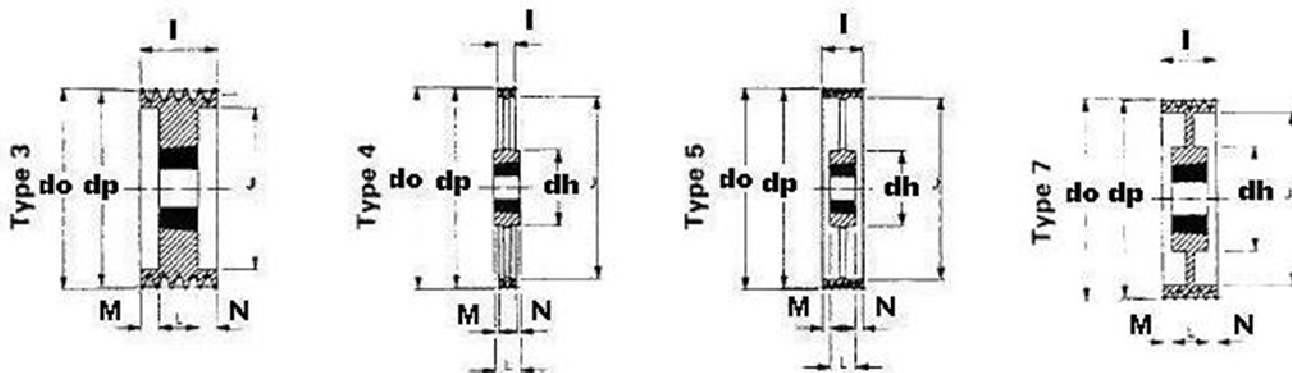


Pitch Dia d_p	Outside Dia d_o	No. Of Grooves	Bush No.	Max. Bore		Pulley Type	Pulley Width (I)	J	M	L	N	Hub Dia d_h
				Metric	In ch							
400	410	3	3525	100	4	4	85	344	10	65	10	187
400	410	4	3525	100	4	5	111	344	23	65	23	187
400	410	5	3525	100	4	5	136	344	35.5	65	35.5	187
400	410	6	3525	100	4	7	162	344	48.5	65	48.5	216
400	410	8	4030	115	4.1/2	7	213	344	68.5	76	68.5	242
425	435	3	3525	100	4	4	85	369	10	65	10	187
425	435	4	3525	100	4	5	111	369	23	65	23	187
425	435	5	3525	100	4	5	136	369	35.5	65	35.5	216
425	435	6	4535	125	5	7	162	369	36.5	89	36.5	242
425	435	8	4535	125	5	7	213	369	62	89	62	267
450	460	3	3525	100	4	4	85	394	10	65	10	187
450	460	4	3525	100	4	5	111	394	23	65	23	187
450	460	5	3525	100	4	5	136	394	35.5	65	35.5	216
450	460	6	4535	125	5	7	162	394	36.5	89	36.5	242
450	460	8	4535	125	5	7	213	394	62	89	62	267
475	485	3	3525	100	4	4	85	419	10	65	10	187
475	485	4	3525	100	4	5	111	419	23	65	23	187
475	485	5	3525	100	4	5	136	419	35.5	65	35.5	216
475	485	6	4535	125	5	7	162	419	36.5	89	36.5	242
475	485	8	4535	125	5	7	213	419	62	89	62	267
500	510	3	3525	100	4	4	85	444	10	65	10	187
500	510	4	3525	100	4	5	111	444	23	65	23	187
500	510	5	3525	100	4	5	136	444	35.5	65	35.5	216
500	510	6	4535	125	5	5	162	444	36.5	89	36.5	242
500	510	8	4535	125	5	7	213	444	62	89	62	267

YESHWANT CASTINGS

PRECISION PULLEYS

Taper Lock Pulleys for C & SPC Belts

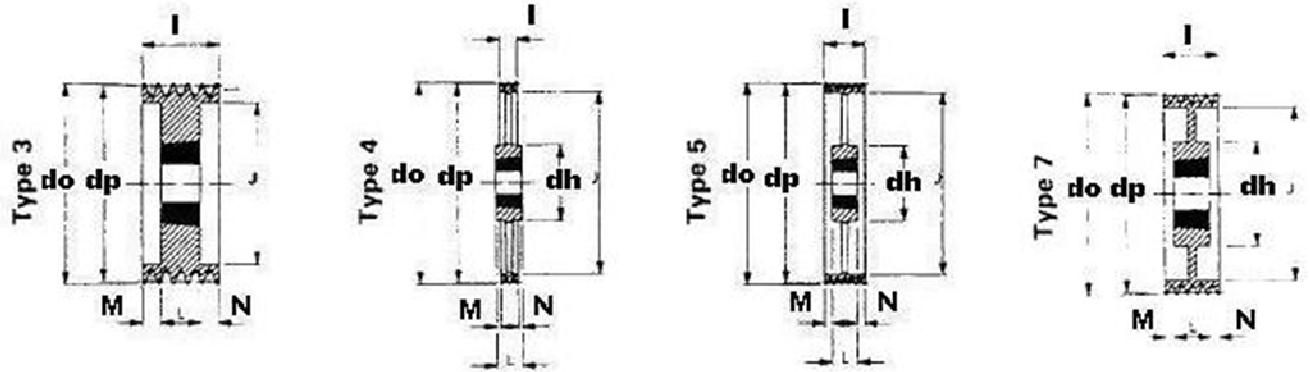


Pitch Dia d_p	Outside Dia d_o	No. Of Grooves	Bush No.	Max. Bore		Pulley Type	Pulley Width (I)	J	M	L	N	Hub Dia d_h
				Metric	In							
530	540	3	3525	100	4	4	85	474	10	65	10	187
530	540	4	3525	100	4	5	111	474	23	65	23	187
530	540	5	3525	125	5	5	136	474	23.5	89	23.5	216
530	540	6	4535	125	5	5	162	474	36.5	89	36.5	242
530	540	8	4535	125	5	7	213	474	62	89	62	267
560	570	3	3525	100	4	4	85	504	10	65	10	216
560	570	4	3525	100	4	5	111	504	23	65	23	216
560	570	5	3525	125	5	5	136	504	23.5	89	23.5	242
560	570	6	4535	125	5	5	162	504	36.5	89	36.5	267
560	570	8	4535	125	5	5	213	504	62	89	62	267
630	640	3	4030	115	4.1/2	4	85	574	4.5	76	4.5	246
630	640	4	4030	115	4.1/2	4	111	574	17.5	76	17.5	242
630	640	5	4535	125	5	5	136	574	23.5	89	23.5	267
630	640	6	4535	125	5	5	162	574	36.5	89	36.5	267
630	640	8	4535	125	5	5	213	574	62	89	62	267
800	810	3	4535	125	5	4	85	737	2	89	2	242
800	810	4	5040	125	5	4	111	737	4.5	102	4.5	267
800	810	5	5040	125	5	5	136	737	17	102	17	267
800	810	6	5040	125	5	5	162	737	30	102	30	267
800	810	8	5040	125	5	5	213	737	55.5	102	55.5	267
1000	1010	3	5040	125	5	4	85	937	8.5	102	8.5	267
1000	1010	4	5040	125	5	4	111	937	4.5	102	4.5	267
1000	1010	5	5040	125	5	5	136	937	17	102	17	267
1000	1010	6	5040	125	5	5	162	937	30	102	30	267
1000	1010	8	5040	125	5	5	213	937	55.5	102	55.5	267

YESHWANT CASTINGS

PRECISION PULLEYS

Taper Lock Pulleys for C & SPC Belts



Pitch Dia d_p	Outside Dia d_o	No. Of Grooves	Bush No.	Max. Bore		Pulley Type	Pulley Width (I)	J	M	L	N	Hub Dia d_h
				Metric	In ch							
1250	1260	3	5040	125	5	4	85	1187	8.5	102	8.5	267
1250	1260	4	5040	125	5	4	111	1187	4.5	102	4.5	267
1250	1260	5	5040	125	5	5	136	1187	17	102	17	267
1250	1260	6	5040	125	5	5	162	1187	30	102	30	267
1250	1260	8	5040	125	5	5	213	1187	55.5	102	55.5	267

YESHWANT CASTINGS

PRECISION PULLEYS

Yeshwant Castings

Add: 703/1 Udyambag, Belgaum, 590008
Karnataka , India

Phone : +91-830-819-6263 (INDIA)

Phone : +91-831-2442130 (INDIA)

Phone : +1-201-696-9326 (USA)

Fax : +91-20-30266266



Email : support@yeshwantcastings.com

Web : <http://www.yeshwantcastings.com>

Marketing & Promotion By -



CRESCENDO WORLDWIDE