



YESHWANT

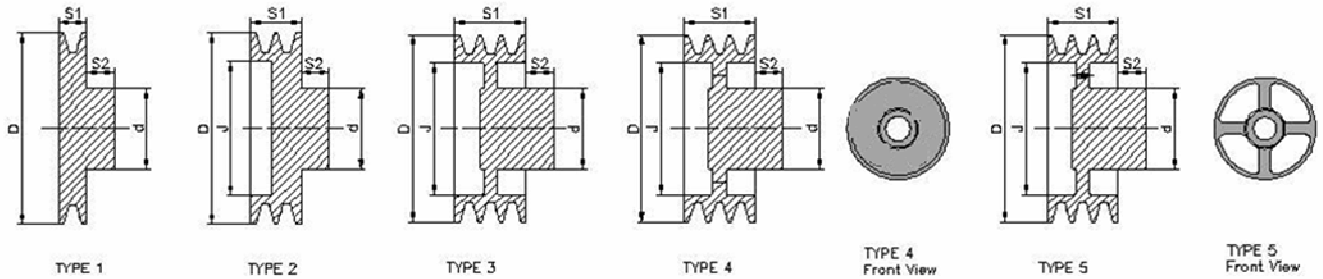
PRECISION PULLEYS
& CASTINGS



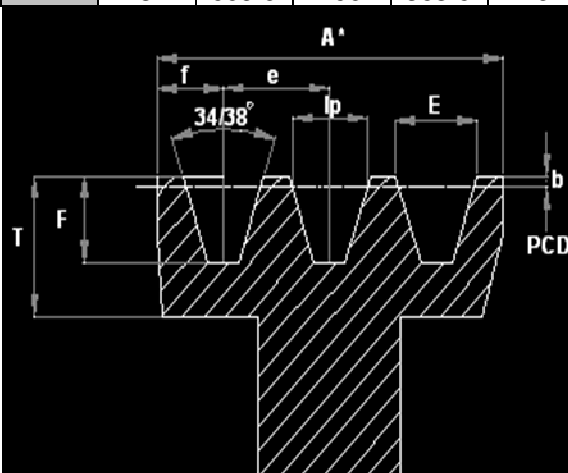
YESHWANT CASTINGS

PRECISION PULLEYS

Solid Hub With PilotBore V Belt Pulleys



"B" Section 1 Groove							"B" Section 2 Groove						
Outer Diameter	Type	D	d	J	S1	S2	Outer Diameter	Type	D	d	J	S1	S2
2"	1	50.8	39	-	26	20	2"	1	50.8	46	-	45	20
2.5"	1	63.5	45	-	26	20	2.5"	1	63.5	50	-	45	20
3"	1	76.2	55	-	26	20	3"	1	76.2	54	-	45	20
3.5"	1	88.9	58	-	26	20	3.5"	1	88.9	64	-	45	20
4"	1	101.6	65	-	26	20	4"	1	101.6	63	-	45	20
4.5"	2	114.3	70	74.3	26	20	4.5"	2	114.3	68	74.3	45	20
5"	2	127	70	87	26	20	5"	2	127	75	87	45	20
5.5"	2	139.7	70	99.7	26	20	5.5"	2	139.7	75	99.7	45	20
6"	2	152.4	70	112.4	26	20	6"	2	152.4	75	112.4	45	20
6.5"	2	165.1	70	125.1	26	20	6.5"	2	165.1	80	125.1	45	20
7"	2	177.8	70	137.8	26	20	7"	2	177.8	80	137.8	45	20
8"	5	203.2	70	163.2	26	15	8"	5	203.2	74	163.2	45	15
9"	5	228.6	70	188.6	26	15	9"	5	228.6	80	188.6	45	15
10"	5	254	70	214	26	15	10"	5	254	80	214	45	15
11"	5	279.4	70	239.4	26	15	11"	5	279.4	80	239.4	45	15
12"	5	304.8	70	264.8	26	15	12"	5	304.8	80	264.8	45	15
14"	5	355.6	80	311.6	26	15	14"	5	355.6	84	311.6	45	15
16"	5	406.4	80	362.4	26	15	16"	5	406.4	100	362.4	45	15
18"	5	457.2	80	413.2	26	15	18"	5	457.2	100	413.2	45	15
20"	5	508	90	464	26	15	20"	5	508	100	464	45	15
22"	5	558.8	100	514.8	26	15	22"	5	558.8	100	514.8	45	15
24"	5	609.6	100	565.6	26	15	24"	5	609.6	100	565.6	45	15



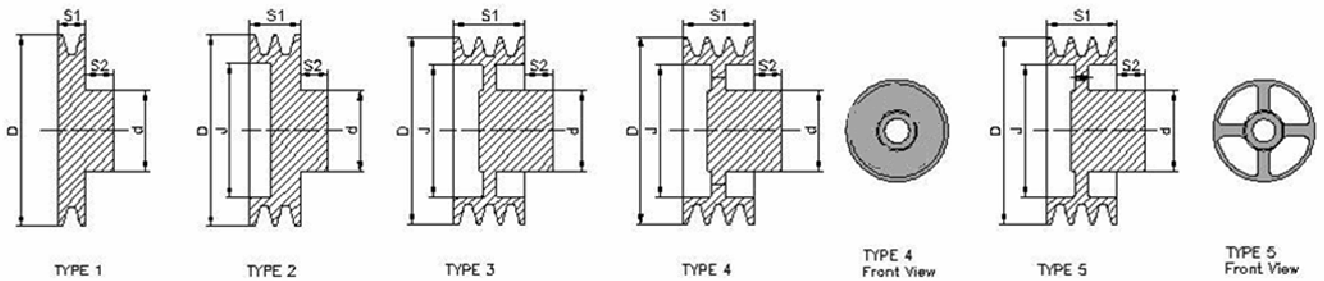
Pulley Section	Pulley PCD	Deg. ±0.5	Depth F	Center Distance of Grooves ±0.3	Edge to First Groove Center T ±1.0	Minimum Height above Pitch dia. ±0.13	Pitch Width lp	Top Width of Groove E	NCM T
B Section	Upto 190 Over 190	34 38	14.7	19	12.5	3.50	14	16	27.25

* Face Width A = (x-1)e+2f, where x is number of Grooves

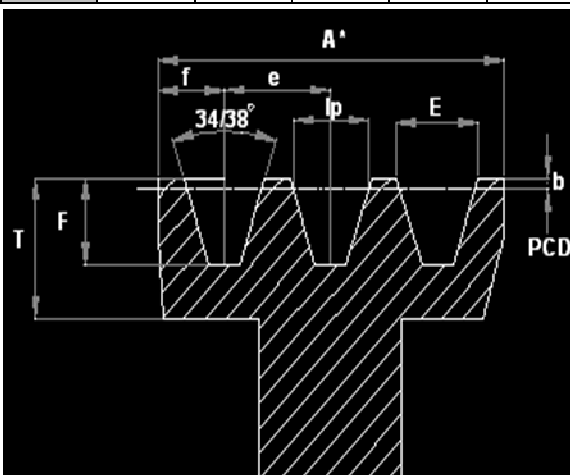
YESHWANT CASTINGS

PRECISION PULLEYS

Solid Hub With PilotBore V Belt Pulleys



"B" Section 3 Groove							"B" Section 4 Groove						
Outer Diameter	Type	D	d	J	S1	S2	Outer Diameter	Type	D	d	J	S1	S2
2"	-	-	-	-	-	-	2"	-	-	-	-	-	-
2.5"	-	-	-	-	-	-	2.5"	-	-	-	-	-	-
3"	2	76.2	54	-	64	20	3"	2	76.2	70	-	83	20
3.5"	2	88.9	56	-	64	20	3.5"	2	88.9	70	-	83	20
4"	2	101.6	68	-	64	20	4"	2	101.6	70	-	83	20
4.5"	2	114.3	68	74.3	64	20	4.5"	2	114.3	80	74.3	83	20
5"	2	127	80	87	64	20	5"	2	127	80	87	83	20
5.5"	2	139.7	80	99.7	64	20	5.5"	2	139.7	80	99.7	83	20
6"	2	152.4	80	112.4	64	20	6"	2	152.4	80	112.4	83	20
6.5"	2	165.1	80	125.1	64	20	6.5"	2	165.1	90	125.1	83	20
7"	2	177.8	90	137.8	64	20	7"	2	177.8	90	137.8	83	20
8"	4	203.2	90	163.2	64	15	8"	4	203.2	90	163.2	83	15
9"	4	228.6	90	188.6	64	15	9"	4	228.6	90	188.6	83	15
10"	4	254	90	214	64	15	10"	4	254	100	214	83	15
11"	4	279.4	90	239.4	64	15	11"	4	279.4	100	239.4	83	15
12"	4	304.8	90	264.8	64	15	12"	4	304.8	100	264.8	83	15
14"	5	355.6	85	311.6	64	15	14"	5	355.6	100	311.6	83	15
16"	5	406.4	100	362.4	64	15	16"	5	406.4	115	362.4	83	15
18"	5	457.2	100	413.2	64	15	18"	5	457.2	115	413.2	83	15
20"	5	508	100	464	64	15	20"	5	508	115	464	83	15
22"	5	558.8	100	514.8	64	15	22"	5	558.8	115	514.8	83	15
24"	5	609.6	100	565.6	64	15	24"	5	609.6	115	565.6	83	15



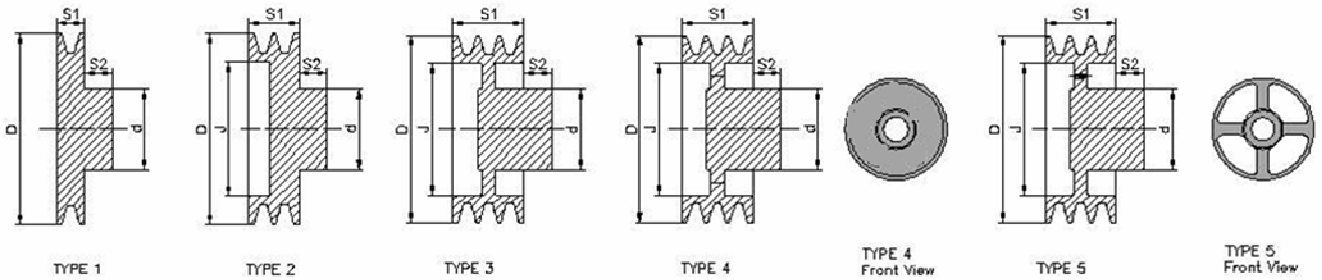
Pulley Section	Pulley PCD	Deg. ±0.5	Depth F	Center Distance of Grooves ±0.3	Edge to First Groove Center T ±1.0	Minimum Height above Pitch dia. ±0.13	Pitch Width Ip	Top Width of Groove E	NCM T
B Section	Upto 190 Over 190	34 38	14.7	19	12.5	3.50	14	16	27.25

* Face Width A = (x-1)e+2f, where x is number of Grooves

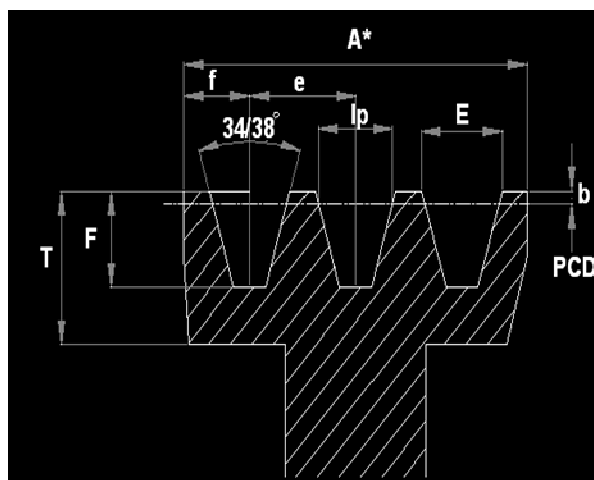
YESHWANT CASTINGS

PRECISION PULLEYS

Solid Hub With PilotBore V Belt Pulleys



"C" Section 1 Groove							"C" Section 2 Groove						
Outer Diameter	Type	D	d	J	S1	S2	Outer Diameter	Type	D	d	J	S1	S2
2"	-	-	-	-	-	-	2"	-	-	-	-	-	-
2.5"	-	-	-	-	-	-	2.5"	-	-	-	-	-	-
3"	-	-	-	-	-	-	3"	1	76.2	68	-	60	20
3.5"	-	-	-	-	-	-	3.5"	1	88.9	70	-	60	20
4"	-	-	-	-	-	-	4"	1	101.6	75	-	60	20
4.5"	-	-	-	-	-	-	4.5"	2	114.3	75	54.3	60	20
5"	-	-	-	-	-	-	5"	2	127	78	67	60	20
5.5"	-	-	-	-	-	-	5.5"	2	139.7	88	79.7	60	20
6"	-	-	-	-	-	-	6"	2	152.4	88	92.4	60	20
6.5"	-	-	-	-	-	-	6.5"	2	165.1	88	105.1	60	20
7"	-	-	-	-	-	-	7"	2	177.8	88	117.8	60	20
8"	-	-	-	-	-	-	8"	5	203.2	90	143.2	60	15
9"	-	-	-	-	-	-	9"	5	228.6	90	168.6	60	15
10"	-	-	-	-	-	-	10"	5	254	90	194	60	15
11"	-	-	-	-	-	-	11"	5	279.4	90	219.4	60	15
12"	-	-	-	-	-	-	12"	5	304.8	92	244.8	60	15
14"	-	-	-	-	-	-	14"	5	355.6	100	295.6	60	15
16"	-	-	-	-	-	-	16"	5	406.4	115	346.4	60	15
18"	-	-	-	-	-	-	18"	5	457.2	115	397.2	60	15
20"	-	-	-	-	-	-	20"	5	508	110	448	60	15
22"	-	-	-	-	-	-	22"	5	558.8	115	498.8	60	15
24"	-	-	-	-	-	-	24"	5	609.6	115	549.6	60	15



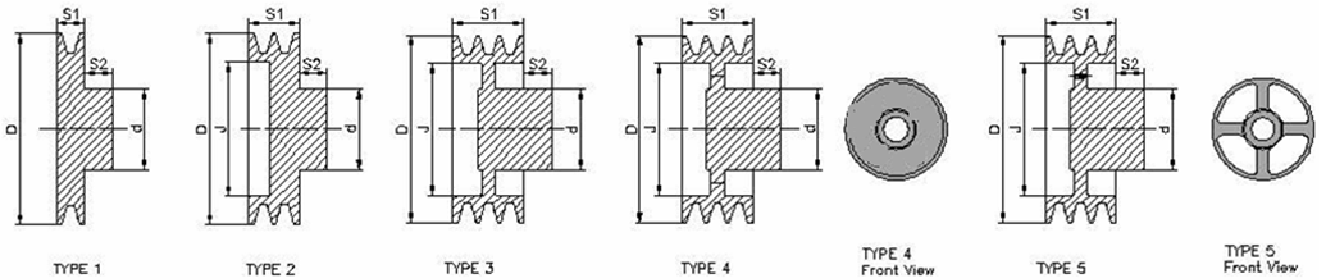
Pulley Section	Pulley PCD	Deg. ±0.5	Depth F	Center Distance of Grooves e ±0.3	Edge to First Groove Center f ±1.0	Minimum Height above Pitch dia. b ±0.13	Pitch Width lp	Top Width of Groove E	HOM T
C Section	Upto 315 Over 315	34 38	20	25.5	17	4.80	19	22	37.25

* Face Width A = (x-1)e+2f, where x is number of Grooves

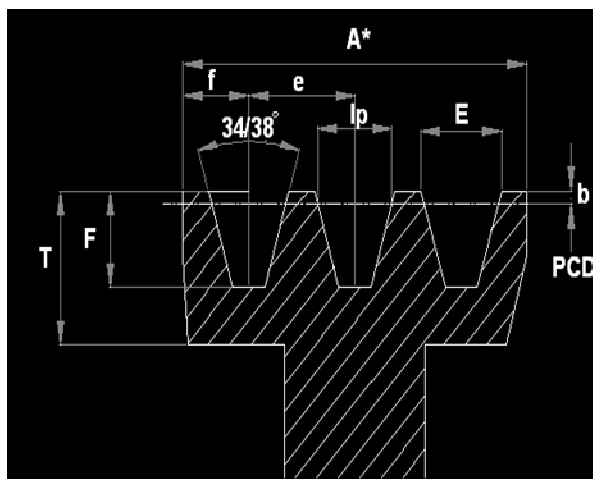
YESHWANT CASTINGS

PRECISION PULLEYS

Solid Hub With PilotBore V Belt Pulleys



"C" Section 3 Groove							"C" Section 4 Groove						
Outer Diameter	Type	D	d	J	S1	S2	Outer Diameter	Type	D	d	J	S1	S2
2"	-	-	-	-	-	-	2"	-	-	-	-	-	-
2.5"	-	-	-	-	-	-	2.5"	-	-	-	-	-	-
3"	1	76.2	68	-	86	20	3"	1	76.2	68	-	112	20
3.5"	1	88.9	72	-	86	20	3.5"	1	88.9	70	-	112	20
4"	1	101.6	72	-	86	20	4"	1	101.6	75	-	112	20
4.5"	2	114.3	78	54.3	86	20	4.5"	2	114.3	80	54.3	112	20
5"	2	127	78	67	86	20	5"	2	127	80	67	112	20
5.5"	2	139.7	78	79.7	86	20	5.5"	2	139.7	80	79.7	112	20
6"	2	152.4	88	92.4	86	20	6"	2	152.4	90	92.4	112	20
6.5"	2	165.1	88	105.1	86	20	6.5"	2	165.1	90	105.1	112	20
7"	2	177.8	88	117.8	86	20	7"	2	177.8	98	117.8	112	20
8"	4	203.2	90	143.2	86	15	8"	4	203.2	98	143.2	112	15
9"	4	228.6	90	168.6	86	15	9"	4	228.6	98	168.6	112	15
10"	4	254	90	194	86	15	10"	4	254	98	194	112	15
11"	4	279.4	90	219.4	86	15	11"	4	279.4	98	219.4	112	15
12"	4	304.8	92	244.8	86	15	12"	4	304.8	98	244.8	112	15
14"	5	355.6	100	295.6	86	15	14"	5	355.6	100	295.6	112	15
16"	5	406.4	115	346.4	86	15	16"	5	406.4	115	346.4	112	15
18"	5	457.2	115	397.2	86	15	18"	5	457.2	115	397.2	112	15
20"	5	508	110	448	86	15	20"	5	508	115	448	112	15
22"	5	558.8	115	498.8	86	15	22"	5	558.8	115	498.8	112	15
24"	5	609.6	115	549.6	86	15	24"	5	609.6	115	549.6	112	15



Pulley Section	Pulley PCD	Deg. ±0.5	Depth F	Center Distance of Grooves e ±0.3	Edge to First Groove Center f ±1.0	Minimum Height above Pitch dia. b ±0.13	Pitch Width lp	Top Width of Groove E	NOM T
C Section	Upto 315 Over 315	34 38	20	25.5	17	4.80	19	22	37.25

* Face Width A = (x-1)e+2f, where x is number of Grooves

YESHWANT CASTINGS

PRECISION PULLEYS

Yeshwant Castings

Add: 703/1 Udyambag, Belgaum, 590008
Karnataka , India

Phone : +91-830-819-6263 (INDIA)

Phone : +91-831-2442130 (INDIA)

Phone : +1-201-696-9326 (USA)

Fax : +91-20-30266266



Email : support@yeshwantcastings.com

Web : <http://www.yeshwantcastings.com>

Marketing & Promotion By -



CRESCENDO WORLDWIDE